



VHF AND UHF TRANSCEIVERS

IC-F3032S

VHF transceiver

IC-F4032S

UHF transceiver

Superior Waterproof Protection Combined with Versatile Functions



IP67 waterproof and dust-tight protection

The IC-F3032S series provides outstanding protection against water and dust equivalent to IP67. The IC-F3032S series can withstand 1m depth of water for 30 minutes and its dust-tight construction that prevents the ingress of powder dust, sand, mud and other objects.

Longer operating time

The supplied waterproof Li-Ion battery pack, BP-232WP (7.4V, 2300mAh (typ.)), provides 17.5 hours* of operating time. The battery has been designed for reliability in extremely cold environments.

*Tx:Rx:Standby=5:5:90. Power save function ON.

Selective calling, quiet stand-by and more

The IC-F3032S series has built-in 2-Tone, 5-Tone, CTCSS and DTCS signaling capabilities for group communication or selective calling. When a matched 2-Tone/5-Tone is received, the following actions are programmable for each code.

- Answer back calls
- Beep sounds
- Bell icon
- Radio stun/kill/revive
- Auto TX
- Scan

MDC 1200 compatible

The following selective calling and ANI features are programmable with the built-in MDC signaling.

- PTT ID
- Emergency (No ACK transmission)
- Radio check (RX only)
- Stun/Revive (RX only)

Emergency function

A red button on the top panel can be used as an emergency button and can be used to transmit an emergency signal. Man down (optional UT-124R required) and lone worker functions can also be used for the emergency function trigger.

Scan features

Priority scan allows you to monitor one or two priority channels while scanning other channels. The mode dependent scan automatically changes the scanning list following the operating channel. The Tx channel and talk back functions allow you to make a quick response while scanning.

Internal option units available

The IC-F3032S series has an internal socket for a variety of option units including voice scrambler, DTMF decoder or man down unit.

Other features

- Up to 128 memory channel with 8 zones
- 8-character alphanumeric LCD
- 8 DTMF autodial memories
- Optional HM-168LWP, waterproof speaker-mic
- BIIS PTT ID transmission
- Low battery alert
- 2-step power save
- PC programmable
- Time out timer
- Talk around function
- Surveillance function



Limited functions.

SPECIFICATIONS

	IC-F3032S	IC-F4032S
Frequency coverage	136–174MHz	400–470MHz
Number of channels	128 channels/8 zones	
Type of emission	16K0F3E/14K0F3E/8K50F3E	
Channel spacing	25/20/12.5 kHz	
Power supply requirement	7.2V DC nominal	
Current drain (approx.)		
Tx High	1.5A (at 5W)	1.6A (at 4W)
Rx Max. audio/Standby	250mA/75mA	300mA/75mA
Antenna impedance	50Ω	
Operating temperature range	-25°C to +55°C (Radio specifications)	
Dimensions (W×H×D)	53×120×37 mm (With BP-232WP)	
(Projections not included)		
Weight (approx.)	310g (With BP-232WP)	
TRANSMITTER		
Output power (at 7.2V DC)	5W, 2W, 1W (Hi, L2, L1)	4W, 2W, 1W (Hi, L2, L1)
Max. frequency deviation	±5.0/±4.0/±2.5kHz (Wide/Middle/Narrow)	
Frequency stability	±2.5ppm	
Spurious emissions	0.25μW (≤ 1GHz), 1.0μW (> 1GHz)	
Residual modulations	53/51/48dB typ. (Wide/Middle/Narrow)	55/53/50dB typ. (Wide/Middle/Narrow)
Audio harmonic distortion	3% typ. (AF 1kHz 40% deviation)	
Ext. microphone connector	3-conductor 2.5 (d) mm (1/10")/2.2kΩ	
RECEIVER		
Sensitivity (at 20dB SINAD)	-4dBμV typ. emf	
Adjacent channel selectivity	75/75/65dB typ. (Wide/Middle/Narrow)	75/73/65dB typ. (Wide/Middle/Narrow)
Spurious response rejection	70dB min.	
Intermodulation rejection	67dB typ.	
Hum and noise (With CCITT filter)	60/58/55dB typ. (Wide/Middle/Narrow)	55/53/50dB typ. (Wide/Middle/Narrow)
Audio output power	500mW typ. (at 5% distortion, 8Ω load)	
Ext. speaker connector	2-conductor 3.5 (d) mm (1/8")/8Ω	

Measurements made in accordance with EN 300-086.
All stated specifications are subject to change without notice or obligation.

Applicable U.S. Military Specifications & IP Rating

Standard	MIL 810G	
	Method	Procedure
Low Pressure	500.5	I, II
High Temperature	501.5	I, II
Low Temperature	502.5	I, II
Temperature Shock	503.5	I-C
Solar Radiation	505.5	I
Rain Blowing/Drip	506.5	I, III
Humidity	507.5	II
Salt Fog	509.5	-
Dust Blowing	510.5	I
Immersion	512.5	I
Vibration	514.6	I
Shock	516.6	I, IV

Also meets equivalent MIL-STD-810-C, -D, -E and -F.

Ingress Protection Standard (IC-F3032S/F4032S, BP-232WP and HM-168LWP)	
Dust & Water	IP67 (Dust-tight and waterproof protection)


Supplied accessories: (May differ according to version)		
• Battery pack, BP-232WP	• Belt clip, MB-94	• Antenna

Icom, Icom Inc. and the Icom logo are registered trademarks of Icom Incorporated (Japan) in the United States, the United Kingdom, Germany, France, Spain, Russia, Japan and/or other countries. All trademarks are the properties of their respective holders.

OPTIONS

Some options may not be available in some countries. Please ask your dealer for details.

BATTERY PACK AND CASES



Battery packs and cases	Type	Capacity	Operating time*
BP-232WP	Li-Ion 7.4V	2250mAh (min.) 2300mAh (typ.)	17.5 hours (Approx.)
BP-240	LR03 (AAA) batteries × 6		-
BP-261	LR6 (AA) batteries × 6		-

* Tx: Rx: standby = 5:5:90. Power save function ON.

REGULAR CHARGER



BC-171
BC-147S*1

Charges the BP-232WP in 8–10 hours (approx.).

RAPID CHARGER



BC-145S*1
BC-160

Charges the BP-232WP in 3 hours (approx.).

RAPID CHARGER



AD-106
BC-145S*1
BC-119N

Charges the BP-232WP in 3 hours (approx.).

*1 BC-145/BC-147SA for 120V AC. SE for 230V AC. SV for 240V AC. BC-145SUK for 230V AC.

MULTI-CHARGER



BC-197

CIGARETTE LIGHTER CABLE & POWER SUPPLY CABLES




CP-23L For use with BC-119N
OPC-515L For use with BC-119N
OPC-656 For use with BC-197

SPEAKER-MICROPHONES




HM-168LWP HM-158LA HM-159LA HM-153LA HM-166LA

INTERNAL UNITS



UT-109R Non-rolling type voice scrambler
UT-110R Rolling type voice scrambler
UT-108R DTMF decoder
UT-124R Man down unit

EARPHONES



SP-27 Tube earphone
SP-13 Earphone

BELT CLIPS



MB-93 Swivel type
MB-94 Alligator type Same as supplied.

LEATHER BELT HANGERS



MB-96N MB-96F

STUBBY ANTENNAS

- FA-SC56VS: 150–162MHz
- FA-SC57VS: 160–174MHz
- FA-SC73US: 450–490MHz

CUT ANTENNAS

- FA-SC61VC: 136–174MHz
- FA-SC61UC: 380–520MHz

HIGH GAIN ANTENNAS

- FA-SC62V: 150–160MHz
- FA-SC63V: 155–165MHz

ANTENNAS

- FA-SC25V: 136–150MHz
- FA-SC55V: 150–174MHz
- FA-SC25U: 400–430MHz
- FA-SC57U: 430–470MHz

Icom Inc. 1-1-32, Kami-minami, Hirano-ku, Osaka 547-0003, Japan Phone: +81 (06) 6793 5302 Fax: +81 (06) 6793 0013

www.icom.co.jp/world

Count on us!

Icom America Inc.
2380 116th Avenue NE,
Bellevue, WA 98004, U.S.A.
Phone: +1 (425) 454-8155
Fax: +1 (425) 454-1509
E-mail: sales@icomamerica.com
URL: http://www.icomamerica.com

Icom New Zealand
146A Harris Road, East Tamaki,
Auckland, New Zealand
Phone: +64 (09) 274 4062
Fax: +64 (09) 274 4708
E-mail: inquiries@icom.co.nz
URL: http://www.icom.co.nz

Icom (UK) Ltd.
Blacksale House, Altira Park,
Herne Bay, Kent, CT6 6GZ, U.K.
Phone: +44 (0)1227 741741
Fax: +44 (0)1227 741742
E-mail: info@icomuk.co.uk
URL: http://www.icomuk.co.uk

Icom Canada
Glenwood Centre #150-6165 Highway 17,
Delta, B.C., V4K 5B8, Canada
Phone: +1 (604) 952-4266
Fax: +1 (604) 952-0090
E-mail: info@icomcanada.com
URL: http://www.icomcanada.com

Icom (Europe) GmbH
Communication Equipment
Auf der Krautweide 24
65812 Bad Soden am Taunus, Germany
Phone: +49 (6196) 76685-0
Fax: +49 (6196) 76685-50
E-mail: info@icomeurope.com
URL: http://www.icomeurope.com

Icom France s.a.s.
Zac de la Plaine,
1 Rue Brindejone des Moulains, BP 45804,
31505 Toulouse Cedex 5, France
Phone: +33 (5) 61 36 03 03
Fax: +33 (5) 61 36 03 00
E-mail: icom@icom-france.com
URL: http://www.icom-france.com

Icom (Australia) Pty. Ltd.
Unit 1 / 103 Garden Road,
Clayton, VIC 3168 Australia
Phone: +61 (03) 9549 7500
Fax: +61 (03) 9549 7505
E-mail: sales@icom.net.au
URL: http://www.icom.net.au

Icom Spain S.L.
Ctra. Rubi, No. 88 "Edificio Can Castanyer"
Bajos A 08174, Sant Cugat del Valles,
Barcelona, Spain
Phone: +34 (93) 590 26 70
Fax: +34 (93) 589 04 46
E-mail: icom@icomspain.com
URL: http://www.icomspain.com

Icom Polska
81-850 Sopot, ul. 3 Maja 54, Poland
Phone: +48 (58) 550 7135
Fax: +48 (58) 551 0484
E-mail: icompolska@icompolska.com.pl
URL: http://www.icompolska.com.pl

Your local distributor/dealer:



THE NETHERLANDS | Roermond
Tel. +31 (0)475-327390
www.classicinternational.eu

GERMANY | Mönchengladbach
Tel. +49 (0)2166-33061
www.classicinternational.eu