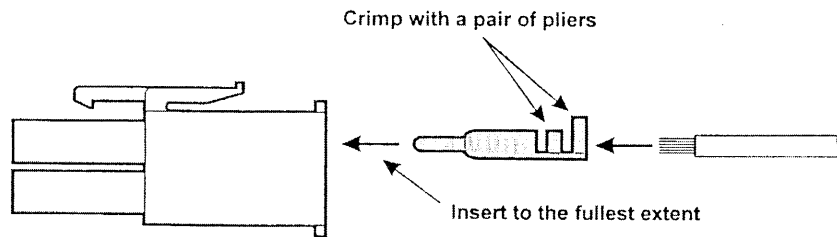
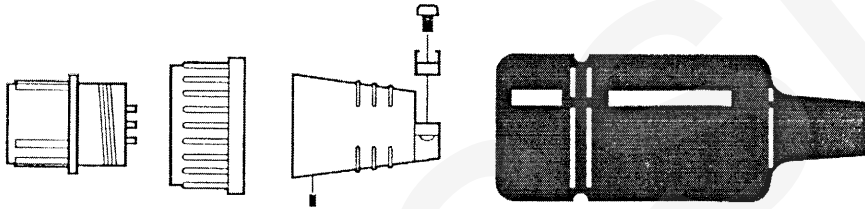


# Control Cable Installation

## CONTROL CABLE PREPARATION

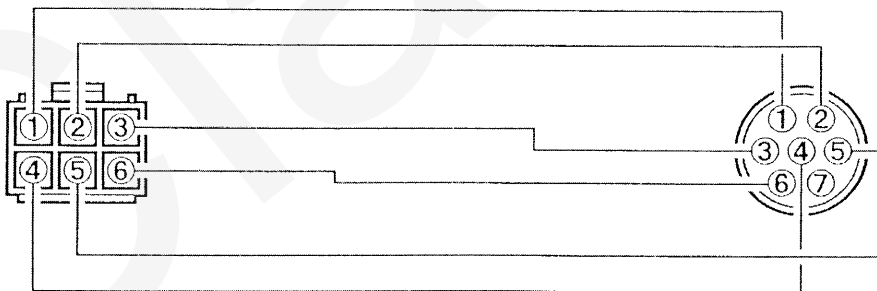


Assembly of 6-pin Plastic Connector



Assembly of 7-pin Metal Connector

Pin No. 7 for the metal connector is not used.



Wiring for the control cable (identical numbers to be connected)



NETHERLANDS | **Roermond**  
Tel. +31 (0)475-327390  
[www.classicinternational.eu](http://www.classicinternational.eu)

GERMANY | **Mönchengladbach**  
Tel. +49 (0)2166-33061  
[www.classicinternational.eu](http://www.classicinternational.eu)